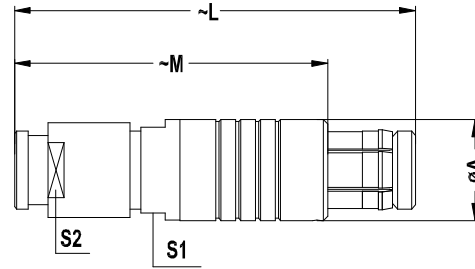
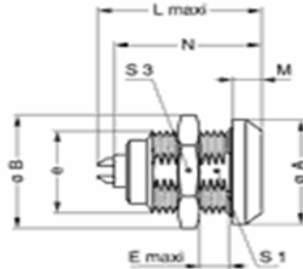


YGG.3B.16.CLAD82Z



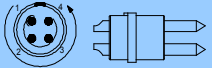
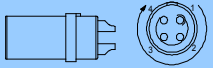


Reference		Dimension				
Model	Series	L	M	A	S1	S2
YGG	3B	65.0	50.0	18	16	15

WGG.3B.16.CLL



Reference		Dimension								
Model	Series	L	M	N	A	B	E	e	S1	S3
WGG	3B	34.7	5.0	31.5	25.0	27.0	13	M20x1.0	18.5	24

Insulator

Series	Contact Code	Contact Dia(mm)	Contact Resistance(mΩ)	Working Current(A)	Working Volt		Testing Volt		Pins	Male Insulator	Female Insulator
					V/DC	V/AC	V/DC	V/AC			
											
3B	16	0.7	4.0	7.0	900	650	1500	1200	16	