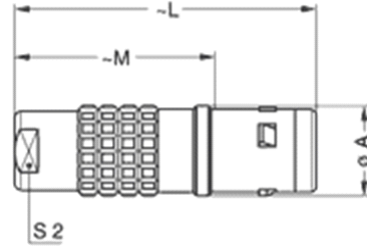
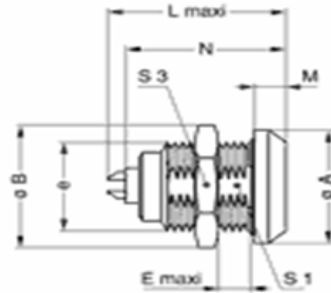


## YGG.2K.32.CLAC



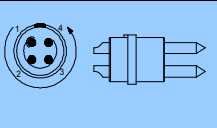
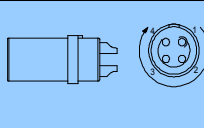
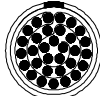

Reference		Dimension			
Model	Series	L	A	M	S2
YGG	2K	52	16	36	12

## SGG.2K.32.CLL



Reference		Dimension								
Model	Series	L	M	N	A	B	E	e	S1	S3
SGG	2K	33.7	5.0	31.5	25	27.0	13.0	M20x1.0	18.5	24

## Insulator

Series	Contact Code	Contact Dia(mm)	Contact Resistance(mΩ)	Working Current(A)	Working Volt		Testing Volt		Pins	Male Insulator	Female Insulator
					V/DC	V/AC	V/DC	V/AC			
											
2K	32	0.5	7.5	1.5	1050	700	1100	800	32	