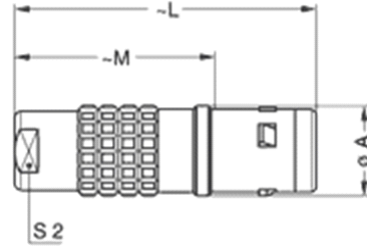
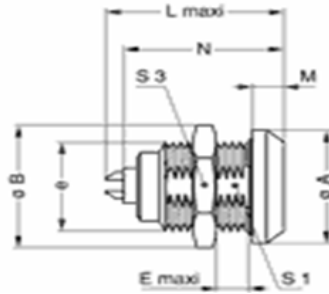


YGG.2K.19.CLAC



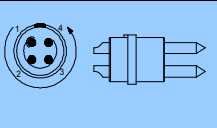
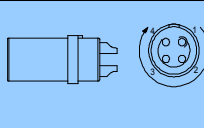

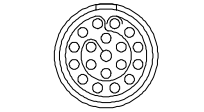
Reference		Dimension			
Model	Series	L	A	M	S2
YGG	2K	52	16	36	12

SGG.2K.19.CLL



Reference		Dimension								
Model	Series	L	M	N	A	B	E	e	S1	S3
SGG	2K	33.7	5.0	31.5	25	27.0	13.0	M20x1.0	18.5	24

Insulator

Series	Contact Code	Contact Dia(mm)	Contact Resistance(mΩ)	Working Current(A)	Working Volt		Testing Volt		Pins	Male Insulator	Female Insulator
					V/DC	V/AC	V/DC	V/AC			
											
2K	19	0.7	7.0	5	1070	770	1250	950	19	