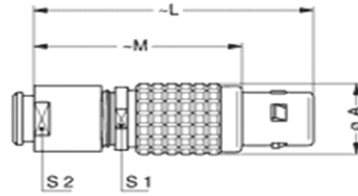

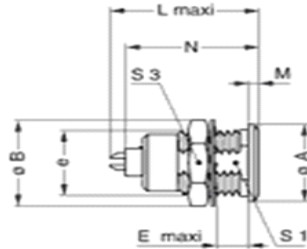


YGG.2B.03.CLAD72Z



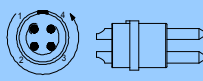
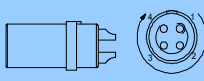

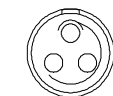
Reference		Dimension				
Model	Series	L	M	A	S1	S2
YGG	2B	49.0	37.0	15.0	13.0	12

SGG.2B.03.CLL



Reference		Dimension								
Model	Series	L	M	N	A	B	E	e	S1	S3
SGG	2B	26.7	1.8	24.6	18	19.2	8.5	M15x1.0	13.5	17

Insulator

Series	Contact Code	Contact Dia(mm)	Contact Resistance(mΩ)	Working Current(A)	Working Volt		Testing Volt		Pins	Male Insulator	Female Insulator
					V/DC	V/AC	V/DC	V/AC			
											
2B	03	1.6	2.5	17	1850	1500	2750	2400	3	