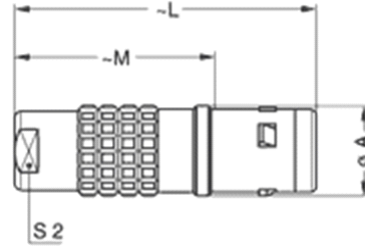
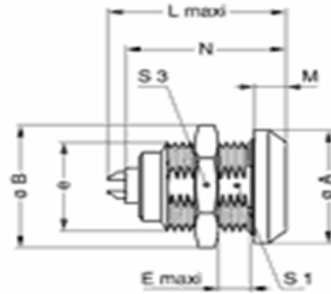


## YGG.1K.10.CLAC



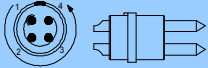
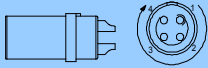


Reference		Dimension			
Model	Series	L	A	M	S2
YGG	1K	42	13	28	9

## SGG.1K.10.CLL



Reference		Dimension								
Model	Series	L	M	N	A	B	E	e	S1	S3
SGG	1K	30.0	4.5	28.1	20	21.5	9.0	M16x1.0	14.5	19

## Insulator

Series	Contact Code	Contact Dia(mm)	Contact Resistance(mΩ)	Working Current(A)	Working Volt		Testing Volt		Pins	Male Insulator	Female Insulator
					V/DC	V/AC	V/DC	V/AC			
											
1K	10	0.5	7.5	2.5	1000	750	1250	900	10	