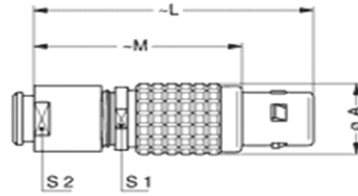

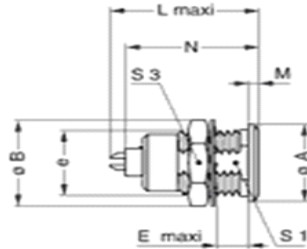


YGG.1B.06.CLAD52Z



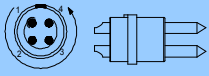
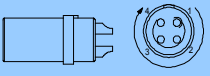
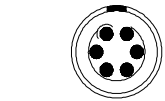
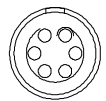
Reference		Dimension				
Model	Series	L	M	A	S1	S2
YGG	1B	42.0	32.0	12.0	10.0	9

SGG.1B.06.CLL



Reference		Dimension								
Model	Series	L	M	N	A	B	E	e	S1	S3
SGG	1B	23.0	1.5	21.1	14	15.8	7.5	M12x1.0	10.5	14

Insulator

Series	Contact Code	Contact Dia(mm)	Contact Resistance(mΩ)	Working Current(A)	Working Volt		Testing Volt		Pins	Male Insulator	Female Insulator
					V/DC	V/AC	V/DC	V/AC			
											
1B	06	0.7	4	7	1170	850	1400	1050	6	