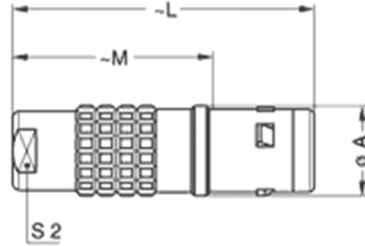
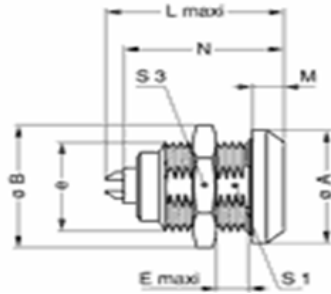


## YGG.0K.09.CLAC



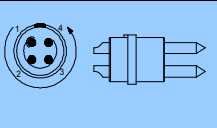
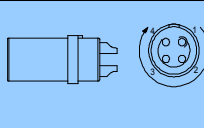

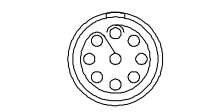
Reference		Dimension			
Model	Series	L	A	M	S2
YGG	0K	34	11	23	8

## SGG.0K.09.CLL



Reference		Dimension								
Model	Series	L	M	N	A	B	E	e	S1	S3
SGG	0K	21.7	4.0	20.1	18	19.2	5.5	M14x1.0	12.5	17

## Insulator

Series	Contact Code	Contact Dia(mm)	Contact Resistance(mΩ)	Working Current(A)	Working Volt		Testing Volt		Pins	Male Insulator	Female Insulator
					V/DC	V/AC	V/DC	V/AC			
											
0K	09	0.5	7.5	2.0	650	450	900	600	9	