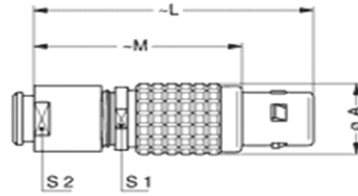

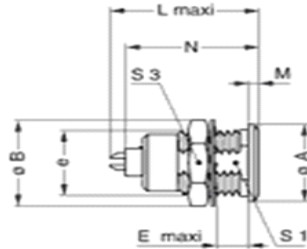


YGG.0B.06.CLAD42Z



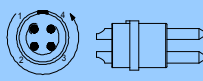
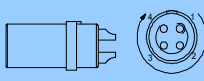


Reference		Dimension				
Model	Series	L	M	A	S1	S2
YGG	0B	35.0	25.0	9.5	8.0	7

SGG.0B.06.CLL



Reference		Dimension								
Model	Series	L	M	N	A	B	E	e	S1	S3
SGG	0B	20.7	1.2	19.1	10	12.4	7.0	M9x0.6	8.2	11

Insulator

Series	Contact Code	Contact Dia(mm)	Contact Resistance(mΩ)	Working Current(A)	Working Volt		Testing Volt		Pins	Male Insulator	Female Insulator
					V/DC	V/AC	V/DC	V/AC			
											
0B	06	0.5	7.5	2.5	950	600	1250	850	6	