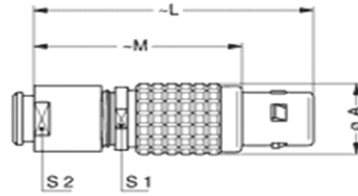

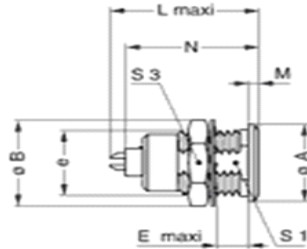


YGG.00.02.CLAD32Z



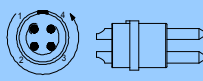
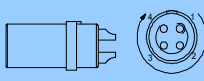


Reference		Dimension				
Model	Series	L	M	A	S1	S2
YGG	00	36.5	28.5	6.4	5.5	6

SGG.00.02.CLL



Reference		Dimension								
Model	Series	L	M	N	A	B	E	e	S1	S3
SGG	00	15.5	1.0	13.7	8	10.2	6.0	M7x0.5	6.3	9

Insulator

Series	Contact Code	Contact Dia(mm)	Contact Resistance(mΩ)	Working Current(A)	Working Volt		Testing Volt		Pins	Male Insulator	Female Insulator
					V/DC	V/AC	V/DC	V/AC			
											
00	02	0.5	2.5	5.0	850	650	1350	1000	2	